

MS

Mechanical
Shear

Series



> Hi-Speed

> Accurate

> Efficient

> Performance



As a total supplier for sheet metal manufacturing with almost 70 years of experience, Durma understands and recognizes the challenges, requirements and expectations of the industry. We strive to satisfy the ever higher demands of our customers by continuously improving our products and processes while researching and implementing the latest technologies

In our three production plants with a total of 1.614.586 ft², we dedicate 1,000 employees to delivering high quality manufacturing solutions at the best performance-to-price ratio in the market.



PRODUCTION IS
MORE EFFECTIVE NOW

From the innovations developed at our Research & Development Center to the technical support given by our worldwide distributors, we all have one common mission: to be your preferred partner.

Durmazlar offers it's machines to the world markets under the Durma brand.




1

High technology,
modern production
lines



2

Top quality
components



3

High quality
machines designed
in R&D Centre

Fast, Productive and Great Cuttings

High-tech MS Series provide excellent results in various types of works. MS Series enables you to achieve precision and perfect cuttings by entering all cutting values. Efficiency, maximum safety and cutting precision are the features that differentiate MS Series


➤ Easy to Use

➤ Ergonomic

➤ Efficient

➤ Fast

➤ Reliable Brand



Production is *More Effective Now.*

ADVANCE YOUR STANDARDS

Precision and high quality cuttings

World standards equipped MS Series shears high-tech products offer you exact solutions.

- Direct drive technology
- Always precise cutting
- Easy programming
- Maximum speed and safety
- Low power consumption



Low Power
Consumption



Gain More Power

High performance and innovative solutions

DURMA MS Series products provide a reliable, effective and economical solution. Knowledge, ability and experience has been the basis for the development of our mechanical and electronic drive components. Product performance and quality is never compromised while manufacturing MS Series.

- **Fast and high accuracy**
- **Secure movement**
- **Adjustable**
- **Crash proof**
- **Maintenance free**



DURMA magnet brakes and clutch system is for your starting, stopping, positioning, controlling and regulating requirements.

Compact, high performance integral gear motors. Permanent magnet brakes and clutches for dry operation.

Backlash-free operation
high torques at operating cycles
Maintenance free



Adjustable Angle Stop 0-180°
Finger Guard
Ball Transfer Table
Hold Downs with Rubber



Curtain Light Guards

MS Series Technical Details

MS Series	Cutting Capacity	Cutting Length	Cutting Angle	Stroke / min.	Motor Power	Back Gauge Distance (Std.)	Table Width	Table Height	Height	Width	Length	Weight
	inch	inch		1/min.	hp	inch	inch	inch	inch	inch	inch	lbs
1303	0,12	4' 5,1"	2° 30'	35	4	1' 9,7"	1' 3,7"	2' 9,5"	4'1,6"	4' 5,1"	6' 2,8"	2.300
2003	0,12	6' 8,7"	2° 12'	35	4	1' 9,7"	1' 3,7"	2' 9,5"	4'1,6"	4' 5,1"	8' 6,3"	2.800
2525	0,1	8' 4,4"	1° 40'	35	4	1' 9,7"	1' 3,7"	2' 9,5"	4'1,6"	4' 5,1"	10' 2"	3.400
2004	0,16	6' 8,7"	1° 30'	42	10	2' 5,5"	1' 5,7"	2' 7,5"	4' 5,1"	7' 6,5"	8' 10,3"	6.100
2504	0,16	8' 4,4"	1° 30'	42	10	2' 5,5"	1' 5,7"	2' 7,5"	4' 5,1"	7' 6,5"	10' 6"	7.100
3004	0,16	10' 2"	1° 30'	42	10	2' 5,5"	1' 5,7"	2' 7,5"	4' 5,1"	7' 6,5"	12' 1,7"	8.200

***Capacity tested with St 37**

STANDARD & OPTIONAL EQUIPMENT

Standard Equipment

Cutting line with shade wire (MS 2004, MS 2504, MS 3004)	
2-Edged Top & 4-Edged Bottom Blades (MS 2004, 2504, 3004)	
2-Edged Upper and Lower Blades (1303, 2003, 2525)	
DT-5 Kontrol Ünitesi	
Heavy duty St44 Al steel construction & Stress reliever frame	
Easy blade gap adjustment	(MS 2004, MS 2504, MS 3004)
Finger protect	
Hold down with rubbers	
Manual back gauge	(MS 1303, MS 2003, MS 2525)
Motorized back gauge with ballscrew	(MS 2004, MS 2504, MS 3004)
DT 5 Control Unit	(MS 2004, MS 2504, MS 3004)
Ball integrated front tables	(MS 2004, MS 2504, MS 3004)
Top blades with 2 sides, Bottom blades with 2 sides	(MS 1303, MS 2003, MS 2525)
Top blades with 2 sides, Bottom blades with 4 sides	(MS 2004, MS 2504, MS 3004)

Optional Equipment

CE-Norm for EU	
NC Touchscreen control unit (MS 1303, MS 2003, MS 2525)	
Cutting line with shade wire (MS 2004, MS 2504, MS 3004)	
Curtain light guards	
Special back gauge: Motorized back gauge with ballscrew (2' 5,5" or 3' 3,4")	
Pneumatic thin sheet support system (Suitable for machines with 750mm back gauge)	
Adjustable angle stop 0-180°	
Add. Support extra arms	
Special blades	
Overseas special packing	

Production is *More Effective Now.*

FAST ON SERVICE AND SPARE PARTS

DURMA provides the best level of service and spare parts with qualified personnel and spare parts in stock. Our experienced and professional service personnel are always ready at your service. Our professional training and application enriched courses will give you an advantage to use our machinery.








Product Groups

DURMA



Durmazlar Makina San. Tic. A.Ş. has right to change catalogue values and machine technical details without notice.

-  Durma International
-  durmainternational
-  durmaint
-  durmamachines
-  Durmazlar



INCH 2023/10/V.01



Durmazlar Makina San. ve Tic. A.Ş.
OSB 75. Yıl Bulvarı Nilüfer-Bursa /
Türkiye
P: +90 224 219 18 00
F: +90 224 242 75 80
info@durmazlar.com.tr

www.durmazlar.com.tr